



**Schlang
& Reichart**






Forestry product catalogue






Schlang & Reichart



Your contact person - always there when you need them



Plant: Schlang & Reichart Forsttechnik GmbH
Frankau 37
87675 Rettenbach



 +49 (0) 8860/ 9 21 71 33 - 0
 +49 (0) 8860/ 9 21 71 33 - 1
 info@schlang-reichart.de

**Sales
Forestry products:** Micha Scheu (Germany):
 +49 (0) 170/ 3 74 40 36
 micha.scheu@schlang-reichart.de

Eberhard Scheu (Export):
 +49 (0) 170/ 3 74 40 35
 scheu@schlang-reichart.de

**Sales
Unimog products:** Eberhard Scheu:
 +49 (0) 170/ 3 74 40 35
 scheu@schlang-reichart.de

**Sales man-
agement** Dieter Salzmann:
 +49 (0) 8860/ 9 21 72 92 9
 salzmann@schlang-reichart.de

Service: Franz Leukert:
 +49 (0) 8860/ 9 21 71 33 - 4
 leukert@schlang-reichart.de



Good decisions are based on good advice.

In order to find the right product for you,
professional advice comes first.





06 Schlang & Reichart

History
Page 08

Today
Page 14



16 Alpine geared cable winches

Techn. details
Page 18

Techn. specs
Page 23



24 Pro geared cable winches

Techn. details
Page 26

Techn. specs
Page 32



36 Mounted winches

Direct attachment
Page 38

Technical specs./details
Page 41

Fixed / plug attachment
Page 42

Technical specs./details
Page 45



46 Cable winch units

Overview
Page 49

Techn. specs
Page 51



52 Forwarding trailers

Techn. details
Page 54

Techn. specs
Page 60



64 Cranes

Techn. details
Page 66

Techn. specs
Page 71



78 Forestry protection devices

Overview
Page 80



Schlang & Reichart



Space for ideas.

A new Schlang & Reichart production location was opened in Rettenbach am Auerberg at the beginning of 2013.



Schlang & Reichart can look back on more than 70 years of company history as a traditional company for the construction of geared forestry winches and other forestry products. This means that the company is likely to be the oldest German producer of forestry technology.



Over 70 years.

Schlang & Reichart has been serving the forestry industry
for more than 70 years.



EINHEITS- HANDWAGEN



The first product: The one-handed wagon from the 1940s.

History of Schlang & Reichart

1945

The company Schlang & Reichart Apparatebau was founded in 1945 by Franz Schlang and Anton Reichart in Marktoberdorf in the Allgäu region. Mr Schlang was concerned with construction management, whereas Mr Reichart focussed on production. The cornerstone of the product range, which was to be expanded quickly in the coming years, was the one-handed wagon. The demand for the simple one-handed wagon was significant due to the end of the Second World War and the associated reconstruction.

1946

This was the beginning of the development of the first winch for the forestry industry in 1946. The winch was of type designation W1 and had been designed for mounting on a tractor. In contrast to the technology of today, this cable winch was still activated by a wooden clutch. In addition to the production of the first forestry winches, further products were added to the range in the 1950s. In addition to compressed air compressors and PTO injections, the production of electrical elevators for silo press covers also began. After the forestry winches for the forestry industry were introduced, forestry winches were also produced for other application areas. The towing and braking coiler was thus designed, for example, for underground construction and has been used for towing and braking lorries and other transport equipment.



1958

The ever-increasing number of employees and production - especially in the area of forestry winches, which had already been built in very large batches - led to the move to a new company building with larger assembly and office space. With more than 60 employees, the business and production rooms on Micheletalweg were officially opened in 1958.

1968

The start of production of the telescopic autocranes and the rapidly increasing production numbers required the construction of a further production hall on Micheletalweg in 1968. The inauguration followed in 1970.

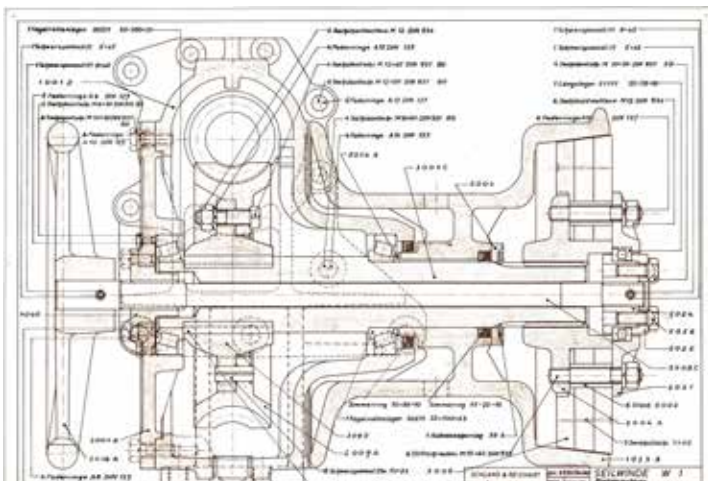
1970

With the new winch generation, the *forestry equipment* division was continuously expanded throughout the 1970s. Schlang & Reichart established itself as a brand name for technically high-quality, qualitatively demanding and practice-oriented products for the forestry industry.

By 1970, over 25,000 forestry winches had been produced and sold.



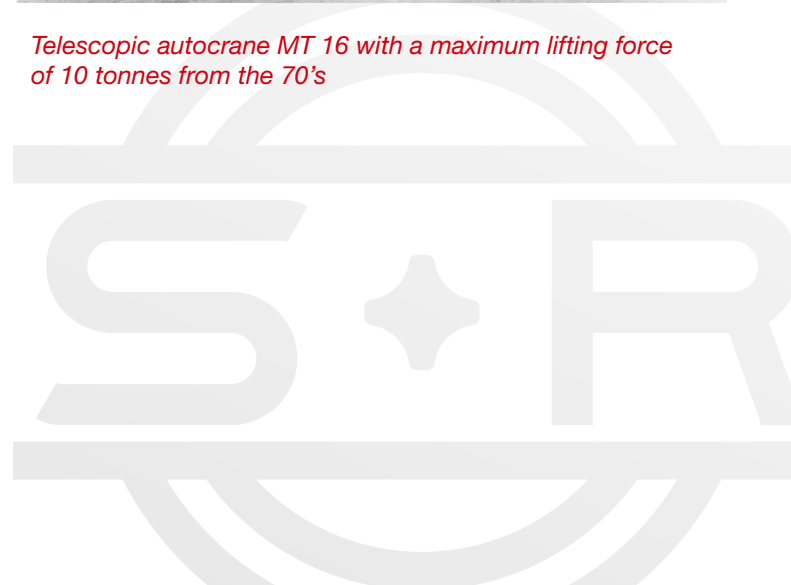
Photo Jan Biernath




Original construction drawing of the first winch of type W1 from the year 1950.



Telescopic autocrane MT 16 with a maximum lifting force of 10 tonnes from the 70's





One of the first Schlang & Reichart forwarding trailers with a three-bar frame

1970

The Type 31.2 backhoe, presented in these years - a cable winch with a rear shield and two pendulously suspended wheels, supported the market position as an innovation leader for professional forestry technology. The design of the truck was designed in such a way that the wheels folded away to the side. As a result, the wheels were loaded only during forward-moving travel, thereby preventing an uncontrolled ascent of the front axle by the supporting action of the back-up vehicle. Short-haul transport was also possible with a double rope loop with the back-up wagon.

1985

At the end of the 1980s, development and production of forwarding trailers began. The type 4080 forwarding trailer was designed with a torsionally rigid four-cane frame made of fine-grained steel, which is optimally integrated into the long tradition of successful forestry technology that belongs to Schlang & Reichart.



Forwarding trailer type SR.1400

2013

At the beginning of 2013 the company was sold by the former owner. Mr Hafenmayr determined that this solution was the best way forward for the company and its previous employees. The entire workforce was taken over by the new Managing Director.

Paul Pfanzelt viewed the acquisition as a strategic step towards a further expansion of the activities of both companies at home and abroad. Synergy effects through joint production and development played an important role.

In addition to the entire workforce, the complete product range as well as spare parts supply and customer service were assumed during the takeover.

For strategic and economic reasons, the company's location was relocated to Rettenbach am Auerberg (10 kilometers away), thus laying the foundations for future business development.



2014

A new winch generation was already presented at the Interforst 2014 in Munich. The series comprises forestry winches with a pulling force of up to 12.0 tonnes and builds on the proven technology.

2015

In addition to a new series of trailers, an attachment and mounting equipment program for Mercedes Benz Unimog was presented during the year.

2017

Schlang and Reichart will become an official system partner for Mercedes Benz Unimog.

Schlang & Reichart can look back on more than 70 years of company history as a traditional company for the construction of geared forestry winches and other forestry products. This means that the company is likely to be the oldest German producer of forestry technology.

Basing tradition in the future.

Today, Schlang & Reichart belongs to the most experienced manufacturers in the industry.



Alpine geared cable winches

Profitable technology for the private forestry industry



The series of three-point alpine winches has been designed for semi-professional and forestry workers. The demand for the technology is the same. The differences can only be found in the limited range of accessories, which are perfectly adapted to the private forestry application area. Optimised for the re-use of wood under simple and medium-weight terrain conditions in semi-professional and forestry farms, the three-point forestry winches are also designed for small and medium-sized tractors in terms of dimensions and weight. The cable winch continues to be used in municipal and private forestry enterprises with a high demand for stability and safety (safety deposits).



Alpine XL.

The XL model also comes with a wide cable drum with a higher cable capacity.





Alpine geared cable winches

Technical details



Stacking shield

The backplate of the Schlang & Reichart geared cable winches is made of high-strength fine-grained steel and is therefore particularly stable. The resulting wedge form is able to absorb even lateral pulling powers safely, giving many years of robust service. The unit can be installed in three positions on the rear shield, making it adaptable to tractors of different sizes.

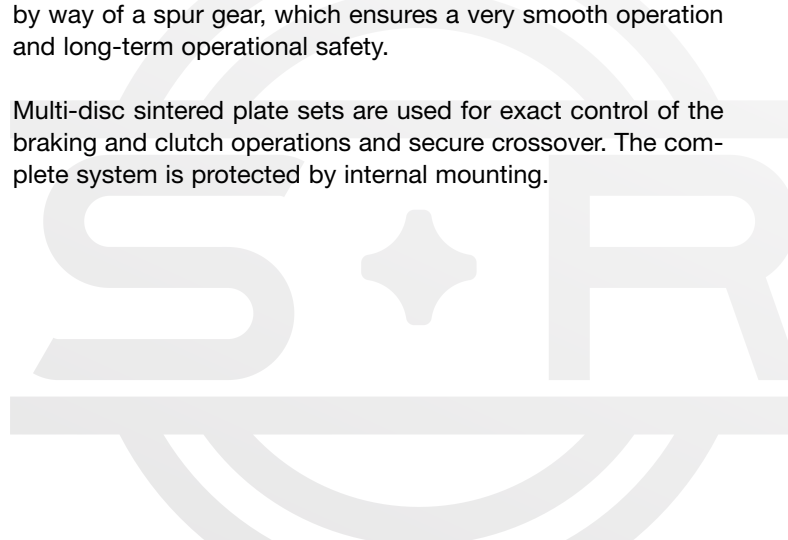
Winch unit

The alignment of the cable drum in the pulling direction enables an easy cable payout and ensures low cable wear, as the cable is not fed out and wound in via several rollers in different directions. Moreover, the cable winch is mounted in an optimum position on the tractor in relation to centre of gravity.

Transmission

The cable winch is driven via the tractor PTO shaft at speeds of 540, 750 or 1000 rpm. The driving force is transmitted from the articulated shaft to the precision worm gear in the oil bath by way of a spur gear, which ensures a very smooth operation and long-term operational safety.

Multi-disc sintered plate sets are used for exact control of the braking and clutch operations and secure crossover. The complete system is protected by internal mounting.



Alpine geared cable winches

Technical details



Cable distribution and cable infeed brake

The mechanical cable distribution ensures clean winding processes, protects the rope and allows for a long cable extraction. The cable distribution is suitable for both steel and plastic ropes.

Cable infeed brake

The issues related to of slack rope and the consequences, e.g. high rope wear or even rope tear through a crimped rope are well known. Schlang & Reichart has solved this problem. The patented rope is braked automatically and without wear during the patented rope entry brake. The braking force can be adjusted individually up to 750 n-1. Slack formation is thus reliably prevented. The cable and the entire cable winch are thereby spared.

TUTUM - Pro crush protection

The Pro Crush Protection is an ergonomically designed grip that slides along the cable. It prevents the hand being crushed when the cable is drawn in or being injured by damaged cable.





Cable payout

In order to increase the operating comfort and to improve the rope winding quality, the rope output for the alpine three-point forestry winches has been developed. The cable payout device built into the pivoting arm of the cable distributor has a mechanical drive and is hydraulically actuated. The cable is thereby pressed against the cable roll via several flexibly mounted pressure rollers over a large radius. The large support surface ensures safe operability even if the cable is soiled or damaged.



Storage space for tools

There are practical holders for chainsaw and canisters on the sides of the winch unit. There are also two stowage compartments on the rear shield.



Alpine geared cable winches

Technical details

Forestry wireless remote control

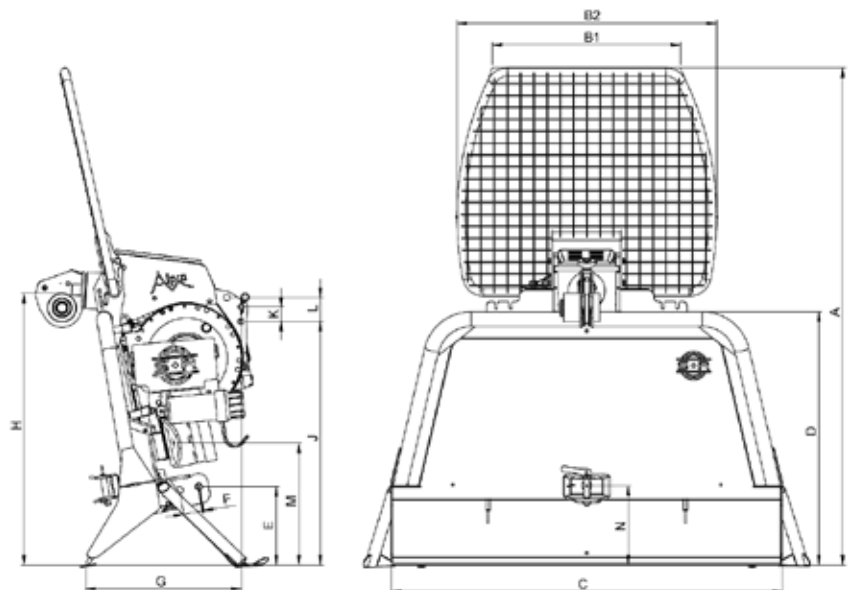
The three-point winches are equipped with a wireless remote control as standard.

Functions: Pulling, loosening, short-circuit, infinitely variable motor speed adjustment, emergency stop



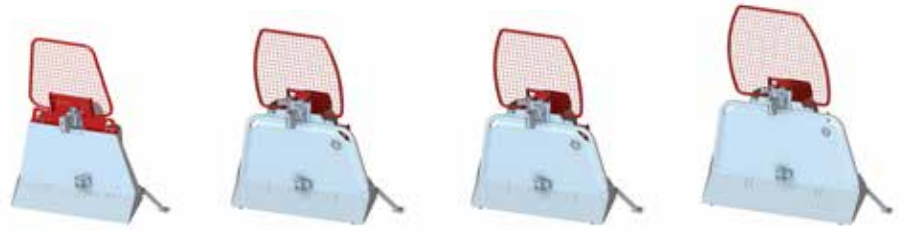
Dimensions

	51 Alpine	61 Alpine/ 61 XL/ 71 XL	
A	2035	2040	2366
B1	820	771	811
B2	1065	1063	1267
C	1500	1400, 1600	1900, 2100
D	992	1039	1195
E	280	321	376
F	60	80	80
G	636	637	684
H	1119	1115	1274
J	968	1000	1155
K	-	60	60
L	-	97	97
M	493	500	656
N	374	325	430



Alpine geared cable winches

Technical specs



	51 Alpine	61 Alpine	61 XL Alpine	71 XL Alpine
Traction in lower cable layer	51 kN	61 kN	61 kN	71 kN
Traction in upper cable layer ¹	41 kN	48 kN	54 kN	61 kN
Serial cable length (Highly compressed forestry rope with sliding hook)	Ø 10 mm x 70 m	Ø 11 mm x 70 m	Ø 11 mm x 70 m	Ø 12 mm x 60 m
Maximum recommended cable length	Ø 10 mm x 110 m	Ø 11 mm x 100 m	Ø 11 mm x 150 m	Ø 12 mm x 120 m
Worm and helical gear in oil bath	●	●	●	●
Multi-plate clutch	Sintered metal			
Multi-plate brake	Sintered metal			
Average cable speed at 540 ⁻¹	0,57 m/s	0,57 m/s	0,57 m/s	0,57 m/s
Independent hydraulic circuit	With integrated piston pump			
Load lowering valve	○	○	○	○
Swivel arm for cable distribution	○	○	●	●
Forestry wireless remote control	Transmitter with toggle switches (with emergency control) Incl. stepless speed adjustment			
Width of stacking shield	1,500 mm	1,600 mm	1,600 mm	1,900 mm
Stowage space	2 toolboxes, holder for chain saw and fuel canister			
Protective grille as per accident prevention regulations	●	●	●	●
Towing coupling, articulated shaft	●	●	●	●
Safety test	According to KWF and CE directives			
Weight with cable	approx. 510 kg	approx. 520 kg	approx. 530 kg	approx. 590 kg

Optional cable winch:

Cable guide

Schlang & Reichart swivel pulley with cable entry brake	-	○	○	○
Swivel arm for cable distribution	○ (with cable entry brake)	○	●	●
Cable payout (only in combination with cable distribution)	○ (with cable entry brake)	○	○	○

Stacking shield

Stacking shield 1,900 mm	-	○	○	●
Stacking shield 2,100 mm	-	○	○	○
Saddle holder with handle and Cable clamps	○	○	○	○
Headlights Gr. 395-565 (category 2)	○	○	○	○
Duo transmission with central drive and Stub for two directions of rotation	○	○	○	○
Helical gearboxes for central drive	-	○	○	○

¹ Serial cable length

● Standard ○ Option - not deliverable

Geared cable winches

Unbeatable quality and resilience



Highest precision.

Our motto for the precision of the Schlang & Reichart winches: unmatched in overlapping, pulling and braking



At Interforst 2014 in Munich, a new winch generation was presented to forestry professionals and contractors. These were re-compiled in the configuration and adapted to current requirements in terms of performance, weight optimisation and security aspects. In contrast to the proven technology and robustness, only minor developments have been made in order to remain loyal to the motto “unmatched in overlapping, pulling and braking” in the future. A novelty in this series is the possibility of a constant pulling force from the lower to the upper cable layer.





Geared cable winches

Technical details



Stacking shield

The backplate of the Schlang & Reichart geared cable winches is made of high-strength fine-grained steel and is therefore particularly stable. The resulting wedge form is able to absorb even lateral pulling powers safely, giving many years of robust service. The unit can be installed in three positions on the rear shield, making it adaptable to tractors of different sizes.

Winch unit


The alignment of the cable drum in the pulling direction enables an easy cable payout and ensures low cable wear, as the cable is not fed out and wound in via several rollers in different directions. The cable winch is mounted in an optimum position on the tractor in relation to centre of gravity.

Exact control

No other winch is so perfectly designed that it is possible to tighten and loosen the load from a precision worm gear set, a sintered metal lamella clutch and brake. The control is effected by the cylinder disc unique on the market. The mechanical, maintenance-free overlap between the clutch and the brake ensures precise and safe reworking. This always switches accurately regardless of oil viscosity and temperature. The complete system is protected by internal mounting. The drive is controlled by a precision worm gear immersed in an oil bath.

Constant traction

Optionally Schlang & Reichart three-point cable winches can be designed in such a way that they have a constant pulling force. As a result, the cable winch always has the same pulling force. The usual pulling force loss is excluded. This provides greater safety and greater ease of operation, e.g. thinner forestry ropes can be used. The operator can thus always work with the maximum pulling force.



Geared cable winches

Technical details




Twin cable ejection

The cable ejection, which is fed by the hydraulic supply of the cable winch, increases the ease of operation and improves the rope winding quality on the rope drum. After activation, the rope is ejected by two high-torque hydraulic motors. These ensure an optimal cable output, even in the case of rope contamination or damage.

Cable distribution

The mechanical cable distribution, which is part of the standard equipment, ensures clean winding processes, protects the rope and enables permanent easy cable extraction.






Cable infeed brake

The issues related to of slack rope and the consequences, e.g. high rope wear or even rope tear through a crimped rope are well known. Schlang & Reichart has solved this problem. The rope patented by Schlang & Reichart is braked automatically and without wear during the patented rope entry brake. The braking force can be adjusted individually up to 750 n-1. Slack formation is thus reliably prevented. The cable and the entire cable winch are thereby spared.

TUTUM - Pro crush protection

The standard-built Pro Crush Protection is an ergonomically designed grip that slides along the cable. It prevents the hand being crushed when the cable is drawn in or being injured by damaged cable.



Pressure roller

For additional optimisation of the rope winding, a pressure roller is part of the standard equipment for all Schlang & Reichart geared forestry winches. The rope is spared by the clean winding.



Geared cable winches

Technical details




Load valve via handwheel

Schlang & Reichart geared cable winches are equipped with a load lowering valve. This means that a cable under strain can be gradually released and lowered. This feature is essential for safety felling work. In order to prevent disruptions, the cable winch operates with a separate oil circuit with filter unit that is fed via a radial piston pump and operates all hydraulic functions.

Proportional solvling

Optionally, the load control valve can also be operated by radio. As a result, the brake can be dosed off by radio.



Exact spindle

The exact winding for Schlang & Reichart three-point forestry winches is the most precise form of rope winding. The cable distribution arm is forcibly moved horizontally over the drum and guarantees an optimal cable winding in conjunction with the integrated cable inlet brake. This ensures low cable wear and maximum safety.

The exact winding is only available for the three-speed winch models DW861, DW 1011 and DW1211.



Cross spindle

Schlang & Reichart Double-drum winches as well as fixed and plug-in attachment winches can be equipped with a cross spindle for highest precision in the winding of the cable. The cable distribution over a cross spindle is a hallmark of Schlang & Reichart - old tried and tested and nevertheless still the best. To distribute the rope evenly over the rope drum, the roller window is moved horizontally. The result is a precise rope winding and therefore more safety in the rope work.



Wireless control system

The Schlang & Reichart transmission winches are equipped with a radio control system to ensure a high degree of operational safety and to ensure outstanding work. The F10 radio transmission from Telenot and the Forstfunk Patrol from HBC is used in the series.

Functions: Pulling, short brakes, release, permanent release, permanent release immediately, stepless motor gas adjustment. On request equipped with engine start/stop and emergency call.




Storage space for tools

There are practical holders for chainsaw and canisters on the sides of the winch unit. There are also two stowage compartments on the back shield, which can be covered with a cover.



Geared cable winches

Technical specs. - [single drum geared cable winches](#)



	DW711	DW861	DW1011	DW1211
Traction in lower cable layer	71 kN	86 kN	105 kN	121 kN
Traction in upper cable layer	52 kN	52 kN	73 kN	85 kN
Maximum recommended cable length	Ø 12 mm x 120 m	Ø 13 mm x 150 m	Ø 14 mm x 120 m	Ø 15 mm x 100 m
Worm and helical gear in oil bath	●	●	●	●
Multi-plate clutch			Sintered metal	
Multi-plate brake			Sintered metal	
Average cable speed at 540 ⁻¹	0,6 m/s	0,4 m/s	0,4 m/s	0,4 m/s
Cable distribution	●	●	●	●
Pressure roller	●	●	●	●
Forestry wireless remote control		Forestry wireless control F10 B & B or HBC 508 Patrol S		
Width of stacking shield	1,900 mm	1,900 mm	2,100 mm	2,400 mm
Stowage space		2 toolboxes, holder for chain saw and fuel canister		
Protective grille as per accident prevention regulations	●	●	●	●
Towing coupling, articulated shaft	●	●	●	●
Safety test		According to KWF and CE directives		
Weight without cable	approx. 640 kg	approx. 740 kg	approx. 790 kg	approx. 840 kg

Optional cable winch

Cable guide

Cable infeed brake	○	○	○	○
Exact spindle	-	○	○	○
TWIN rope emissions	○	○	○	○
Load valve via handwheel	○	○	○	○
Prop. brake valve by radio control	○	○	○	○
Constant traction	○	○	-	-

Stacking shield

Stacking shield 2,100 mm	○	○	●	-
Stacking shield 2,400 mm	○	○	○	●
Folding shield (Hydraulically foldable with 2 DW cylinders)	○	○	○	○
Duo transmission with central drive and Stub for two directions of rotation	○	○	○	○

Please note:

To determine the optimal cable length, 10% must be deducted from the maximum cable capacity.

Important

Please note the statutorily prescribed breaking load when selecting the cable for the cable winch

Geared cable winches

Technical specs. - double drum geared cable winches



	DW612	DW712	DW862	DW1012
Traction in lower cable layer	2x 61 kN	2x 71 kN	2x 86 kN	2x 105 kN
Traction in upper cable layer	2x 45 kN	2x 52 kN	2x 52 kN	2x 73 kN
Maximum recommended cable length (per drum)	Ø 11 mm x 140 m	Ø 12 mm x 120 m	Ø 13 mm x 100 m	Ø 14 mm x 85 m
Worm and helical gear in oil bath	•	•	•	•
Multi-plate clutch			Sintered metal	
Multi-plate brake			Sintered metal	
Average cable speed at 540 ⁻¹	0,6 m/s	0,6 m/s	0,4 m/s	0,4 m/s
Cable distribution	•	•	•	•
Pressure roller	•	•	•	•
Forestry wireless remote control		Forestry wireless control F10 B & B or HBC 511 Patrol D		
Width of stacking shield	2,100 mm	2,100 mm	2,100 mm	2,400 mm
Stowage space		2 toolboxes, holder for chain saw and fuel canister		
Protective grille as per accident prevention regulations	•	•	•	•
Towing coupling, articulated shaft	•	•	•	•
Safety test		According to KWF and CE directives		
Weight without cable	approx. 860 kg	approx. 905 kg	approx. 985 kg	approx. 1,040 kg


Optional cable winch

Cable guide

Cable infeed brake	<input type="radio"/>	<input type="radio"/>	<input type="radio"/>	<input type="radio"/>
TWIN rope emissions	<input type="radio"/>	<input type="radio"/>	<input type="radio"/>	<input type="radio"/>
Cross spindle	<input type="radio"/>	<input type="radio"/>	<input type="radio"/>	<input type="radio"/>
Load valve via handwheel	<input type="radio"/>	<input type="radio"/>	<input type="radio"/>	<input type="radio"/>
Prop. brake valve by radio control	<input type="radio"/>	<input type="radio"/>	<input type="radio"/>	<input type="radio"/>

Stacking shield

Stacking shield 2,400 mm	<input type="radio"/>	<input type="radio"/>	<input type="radio"/>	<input checked="" type="radio"/>
Folding shield (Hydraulically foldable with 2 DW cylinders)	<input type="radio"/>	<input type="radio"/>	<input type="radio"/>	<input type="radio"/>
Duo transmission with central drive and Stub for two directions of rotation	<input type="radio"/>	<input type="radio"/>	<input type="radio"/>	<input type="radio"/>

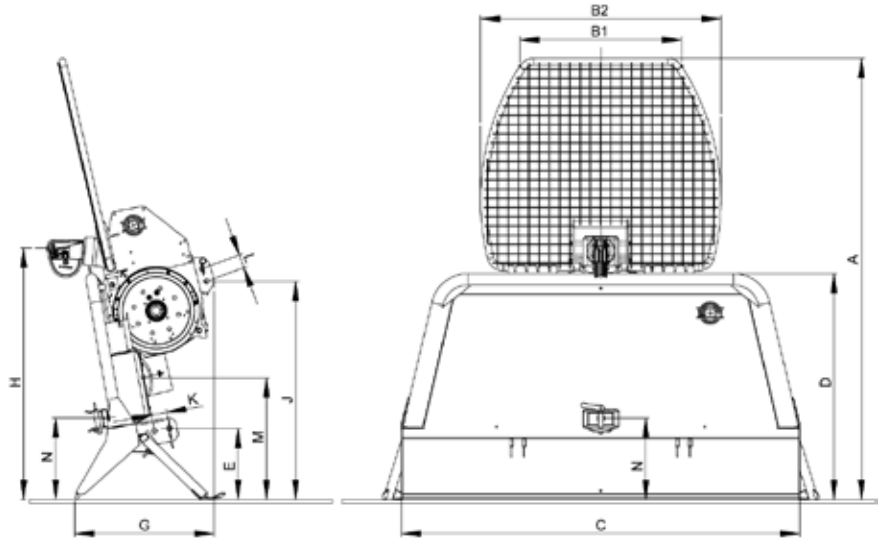


Geared cable winches

Dimensions

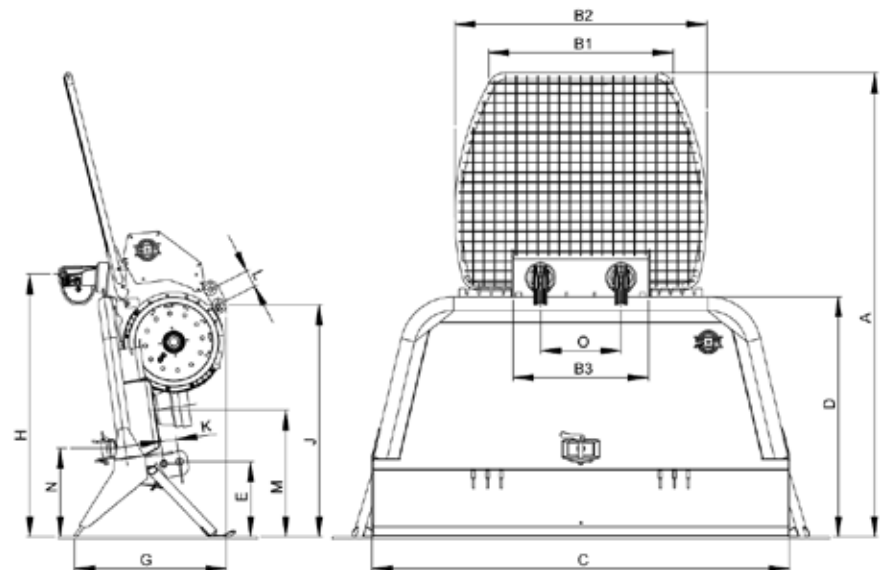
Single drum geared cable winches

	DW711	DW861 DW1011 DW1211
A	2330	2380
B1	860	860
B2	1270	1270
C	1900, 2100	2100, 2400
D	1190	1220
E	380	380
G	730	850
H	1330	1330
J	1150	1140
K	80	80
L	70	89 / 152
M	640	580
N	430	450



Double drum geared cable winches

	DW612 DW712	DW862 DW1012
A	2360	2310
B1	920	920
B2	1270	1270
C	2100, 2400	2100, 2400
D	1220	1220
E	380	380
G	770	770
H	1320	1330
J	1180	1190
K	80	80
L	87	-
M	640	610
N	450	450
O	395	405





Mounted winches

Directly to full power


Optimally tuned.

Schlang & Reichart mounted winches are individually adapted to the vehicle and the application area.



If a cable winch is used daily on a commercial basis, the choice of a Schlang & Reichart direct or fixed attachment winch is recommended. The reason for this is the different attachment of the cable winch and the supporting support to the tractor. The product range offers three different mounting options for different application areas and requirements.





Favourable centre of gravity

The low-level attachment of the Schlang & Reichart direct-mounted winches allows greater performance with compact tractors.





Directly mounted winches

Directly to full power

Plug-in direct attachment winches also allow great pulling power with compact tractors. This is achieved by a deep mounting onto the tractor. The drive is directly connected to the tipper shaft of the tractor. In addition, the deep installation allows optimum stability and a perfect view of the support from the cabin.


Schlang & Reichart Direct attachment winches are attached to the tractor by means of an adapter plate in the towbar and can thus be mounted quickly and easily to various tractor units with different mounting plates. Due to the mounting of the brackets, the tractor remains free from loads when it is being

placed, for the most part. The optimised console also allows the cable winch to be installed quickly and easily and without the need for an external lifting device. Only one stand support is required.



Directly mounted winches

Technical details



The console

The direct attachment winch is quickly and simply attached to the tractor by means of a mounting plate, which is fixed on the tractor side in the trailer jib. The attachment is thus universal and is possible on all tractors with height-adjustable suspension rails.

Each direct attachment winch can be attached to different tractors. For this, only one additional factory-specific adapter plate is required in the attachment bracket.



Mounting and dismantling

In a few minutes and without an additional lifting device, the direct attachment winch can be attached to or removed from the tractor. Only one supplied support is required.

Technical details:

All the technical features and advantages of the Schlang & Reichart transmission winches are also found in the direct and fixed attachment winches.

Directly mounted winches

Technical specs

	DAW612	DAW711	DAW861	DAW1011
Traction in lower cable layer	2x 61 kN	71 kN	86 kN	105 kN
Traction in upper cable layer	2x 42 kN	51 kN	61 kN	74 kN
Maximum recommended cable length	Ø 11 mm x 140 m (per drum)	Ø 12 mm x 120 m	Ø 13 mm x 150 m	Ø 15 mm x 100 m
Worm and helical gear in oil bath	•	•	•	•
Multi-plate clutch	Sintered metal			
Multi-plate brake	Sintered metal			
Average cable speed at 540 ⁻¹	0,6 m/s	0,6 m/s	0,4 m/s	0,4 m/s
Rotating pulley with cable entry brake	•	•	•	•
Cable distribution	•	•	•	•
Pressure roller	•	•	•	•
Wireless control system	Forestry wireless control F10 B & B or HBC Patrol Electrical cable control acc. UVV with 5 metre Control cable prepared for radio			
Width of stacking shield	1,800 mm - with lifting and printing cylinder			
Protective grille	For cabin disc acc. UVV			
Stand and mounting plate for tugs	•	•	•	•
Towing coupling pluggable	•	•	•	•
Safety test	According to KWF and CE directives			

Optional cable winch

Cable guide

TWIN rope emissions	○	○	○	○
Load valve via handwheel	○	○	○	○
Prop. brake valve by radio control	○	○	○	○

Stacking shield

Stacking shield 2,000 mm	○	○	○	○
Stacking shield 2,200 mm	○	○	○	○





A true powerhouse.

A Schlang & Reichart plug-in and fixed attachment winch turns a standard tractor into professional forestry tractor.





Fixing and plugging winches

If a cable winch is used daily on a commercial basis, the choice of a Schlang & Reichart plug or fixed attachment winch is recommended. The reason for this is the different attachment of the cable winch and sprag bearing on the tractor, meaning that the tractor remains largely free of mechanical strain during winching.

Schlang & Reichart mounted winches consist of an adaptable modular system and can therefore be easily adapted to the almost all tractor types. The complete reliability and durability of the cable winches is guaranteed by the precision worm gear used in the winch assembly and the cylinder discs.

Depending on the requirements of the operator, the cable

winches are available with various tractive powers, stacking shield widths and cable capacities.



Fixing and plugging winches

Technical details



Stacking shield

The split and high-pitched mountain support offers both a great excavation height and thus an optimal ground clearance as well as a secure stand for the rope work.



Cable payout

In order to increase the operating comfort and to optimise the cable winding quality, plug-in and fixed-attachment winches can be equipped with hydraulic cable ejection. The unwinding device installed in the cable inlet roller is hydraulically driven. The large support surface ensures safe operability even if the cable is soiled or damaged.

Technical details:

All the technical features and advantages of the Schlang & Reichart transmission winches are also found in the plug and fixed attachment winches.

Fixing and plugging winches

Technical specs

	SW612	SW711	SW861	SW862	SW1011	SW1012	SW1212
Traction in lower cable layer	2x 61 kN	71 kN	86 kN	2x 86 kN	105 kN	2x 105 kN	2x 121 kN
Traction in upper cable layer ¹	2x 42 kN	51 kN	61 kN	2x 52 kN	74 kN	2x 73 kN	2x 85 kN
Maximum recommended cable length (per drum)	Ø 11 mm x 140 m	Ø 12 mm x 120 m	Ø 13 mm x 90 m	Ø 13 mm x 100 m	Ø 14 mm x 90 m	Ø 14 mm x 85 m	Ø 15 mm x 75 m
Transmission	Self-locking worm gear and Angular gear on ZW stub						
Multi-plate clutch	Sintered metal, self-adjusting						
Multi-plate brake	Sintered metal						
Average cable speed at 540 ⁻¹	0,6 m/s	0,6 m/s	0,4 m/s	0,4 m/s	0,4 m/s	0,4 m/s	0,4 m/s
Pressure roller	•	•	•	•	•	•	•
Wireless control system	Forestry wireless control F10 B & B or HBC Patrol Electrical cable control acc. UVV with 5 metre Control cable prepared for radio						
Width of stacking shield	Carrying support with lifting and pressure cylinder and hinged impact shield						
Protective grille	For cabin disc acc. UVV						
Centre stop and guard rail	•	•	•	•	•	•	•
Lifting capacity	3,900 kg	3,900 kg	3,900 kg	3,900 kg	3,900 kg	3,900 kg	3,900 kg
Lift height (depending on tractor type)	900 mm	900 mm	900 mm	900 mm	900 mm	900 mm	900 mm
Swivel bracket (3-way height-adjustable)	•	•	•	•	•	•	•
Mounting console	•	•	•	•	•	•	•
Safety test	According to KWF and CE directives						

Optional cable winch

Cable guide

Rotating pulley with cable entry brake	•	•	•	•	•	•	•
TWIN rope emissions	○	○	○	○	○	○	○
Cross spindle	○	○	○	○	○	○	○
Load valve via handwheel	○	○	○	○	○	○	○
Prop. brake valve by radio control	○	○	○	○	○	○	○

Stacking shield


Pivoting bracket with sprag	○	○	○	○	○	○	○
Stacking shield 2,000 mm	○	○	○	○	○	○	○
Stacking shield 2,200 mm	○	○	○	○	○	○	○
Three-point mount for sprag	○	○	○	○	○	○	○
Removable sprag, attachable	○	○	○	○	○	○	○
Three-point holder	○	○	○	○	○	○	○
PTO shaft drive	○	○	○	○	○	○	○

Extra information:

The plug and fixed attachment winches listed on this page are also available as a front attachment kit.

Cable winch units

Pulling and securing with maximum reliability



Flexible usage.

Schlang & Reichart winch units can be used in different vehicles for different applications.



Schlang & Reichart forestry winches are reliable in the agricultural and forestry sector and also wherever heavy loads have to be pulled or secured. The extensive product plate includes standard winches as well as customised special solutions.





Compact installation.

The compact design of the winch winches allows uncomplicated installation even in confined spaces.



Cable winch units

The advantages of Schlang & Reichart Cable winch units

- Optimal adaptation to the respective application area by individual assembly of the winch unit from a large module catalogue is possible
- Maximum precision when pulling and securing loads by multi-disc sintered metal disc clutch and brake
- Unique 2 circuit hydraulic circuit for exact and short response time of the control of 0.25 sec^{-1}
- Easy positioning of the cable winch unit in confined spaces thanks to its compact design
- Large accessory program with cable guide and winding systems, rope ejection, and much more.



Technical specs

Single drum	711	861	1011	1211	1301	1601
Traction in lower cable layer	71 kN	86 kN	105 kN	121 kN	130 kN	160 kN
Traction in upper cable layer	52 kN	52 kN	73 kN	85 kN	95 kN	115 kN
Maximum recommended Cable length	Ø 12 mm x 85 m	Ø 13 mm x 100 m	Ø 14 mm x 90 m	Ø 15 mm x 75 m	Ø 15 mm x 160 m	Ø 16 mm x 150 m
Worm and helical gear in oil bath	•	•	•	•	•	•
Clutch	Multi-plate sintered metal slats					
Brake	Multi-plate sintered metal slats					

Double drum	612	712	862	1012	1302	1602
Traction in lower cable layer	2x 61 kN	2x 71 kN	2x 86 kN	2x 105 kN	2x 130 kN	2x 160 kN
Traction in upper cable layer	2x 45 kN	2x 52 kN	2x 52 kN	2x 73 kN	2x 95 kN	2x 115 kN
Maximum recommended Cable length (per drum)	Ø 11 mm x 140 m	Ø 12 mm x 120 m	Ø 13 mm x 100 m	Ø 14 mm x 90 m	Ø 15 mm x 160 m	Ø 16 mm x 150 m
Worm and helical gear in oil bath	•	•	•	•	•	•
Clutch	Multi-plate sintered metal slats					
Brake	Multi-plate sintered metal slats					



Technical details:

All the technical features and advantages of the Schlang & Reichart transmission winches are also found in the winch units.

Recovery winches.

All Schlang & Reichart winch units are also available as recovery winches.



Recovery winches 125 K

The recovery winch for many applications

Both in agriculture/forestry and in environmental management, a cable winch is often required to recover vehicles or items of equipment. The hydraulic recovery winch 125 K has been especially designed for this application. A simple, hydraulically actuated winch for the quick coupler - thus the assembly and dismantling is done in case of a manual recovery.



	125 K (Without shield)	125 KS (For quick coupling)	125 KFP (In front plate)
Traction in lower cable layer	50 kN	50 kN	50 kN
Traction in upper cable layer ¹	34 kN	34 kN	34 kN
Serial cable length (Highly compressed forestry rope with sliding hook)	Ø 12 mm x 50 m	Ø 12 mm x 50 m	Ø 12 mm x 50 m
Worm and spur gear In the oil bath	•	•	•
Coupling for Rapid cable pay out	Jaw clutch	Jaw clutch	Jaw clutch
Average cable speed at 80 l	10.0 m/ _{min}	10.0 m/ _{min}	10.0 m/ _{min}
Width of stacking shield	-	1,010 mm	1,600 mm
Cable infeed roller	• (without mounting)	•	•
Weight with cable	approx. 190 kg	approx. 220 kg	approx. 1,000 kg

¹ Serial cable length

• Standard ○ Option - not deliverable



Forwarding trailers

For every application

Transportation winner.

Powerful forwarding trailer combined with professional forestry cranes.



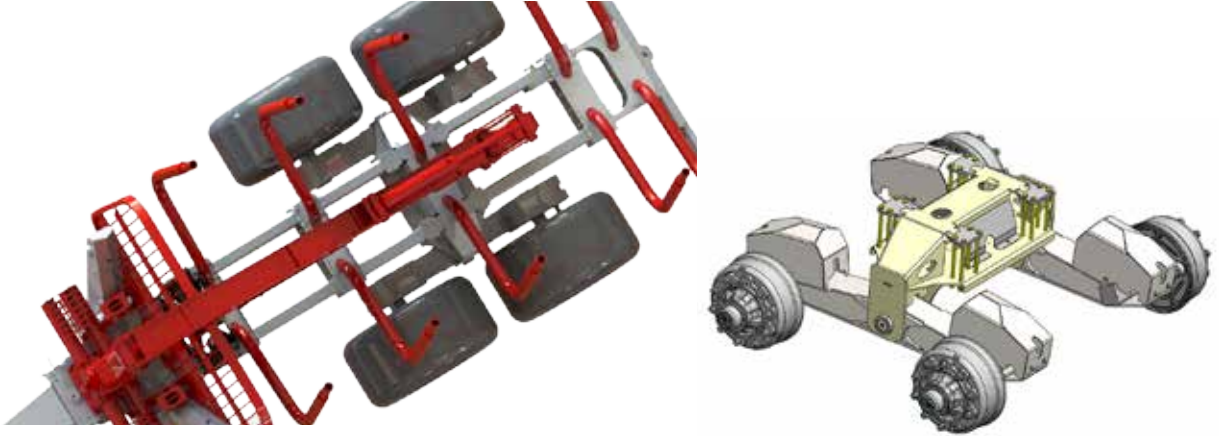
Individuality combined with maximum flexibility allows us to meet the demands of tomorrow. The forwarding trailers have been developed for professional use by forestry and forestry companies. The forwarding trailers by

Schlang & Reichart are suitable for every application under the toughest conditions and can be customised to specific requirements. Quality features of the forwarding trailers are e.g. the robust frame made of torsion-resistant fine-grained steel or the heavy-duty forestry cranes. In order to reach the work areas quickly, all forwarding trailers from Schlang & Reichart are delivered with a road approval. On request the vehicle can also be approved at 40 km/h.



Forwarding trailers

Technical details



Frame

The robust frame consists of a torsion-resistant double frame made of fine grain steels. This ensures maximum ground clearance and stability. The torsional forces that are generated when working with loading cranes and driving on rough terrain can therefore be optimally absorbed by the frame.

The frame can be extended by 900 mm for a flexible adaptation of the forwarding trailer to different load lengths. The axle boom can also be shifted and the support load of the trailer can be adjusted (except SR.950).

Bogie axle

For ground-conserving driving and maximum off-road driving, the suspension of all Schlang & Reichart trailers is equipped with a bogie axle. This also significantly increases the stability in the crane work. In order to ensure a correct straight run over the years, the bogie axle is stored in adjustable and malleable spherical joint bearings.

Hitch

When forwarding, you can choose between different variants. In addition to an overhead suspension, this can also be designed as a bottom attachment. Both are also available as ball-and-socket hinges.





Brake system and road approval

The SR.950 forwarding trailer is equipped with a hydraulic 2-wheel brake as standard.

This can also be equipped with a hydraulic overrun brake. This is where the braking force from the start-up device transmits direct to the brakes without mediation by rods or Bowden cables that are vulnerable to faults. For increased safety when reversing and off road, the overrun brake is combined with an additional hydraulic brake that can be manually actuated via a tractor control unit.

The types SR.1100 and SR.1400 are equipped as standard with a compressed air brake with spring accumulator. Rides on public roads are possible with the standard TÜV approval, even with loading.



Steerable draw bar

Perfectly suited for riding in tight spaces is the standard steering column with a high steering angle. Two powerful lifting cylinders, which can be operated by the tractor, ensure reliable operation even when pivoting with a load-bearing trailer mounted against the slope.

In road driving, the operator can easily lock the drawbar in the one-man system.





Transport systems

For the transport of different cargoes, the trailer can be equipped with various transport systems.

The hot-dip galvanised section vessel (picture above, left half of the tank) is designed for transporting branch and cut material.

For the combined transport of logs and branch material the floor trough (picture above, right half of the bath) is suitable.



LED lighting with indicator light

The lighting of the trailer is important for road trips.

In order to preserve these in stock, this can simply be folded in.

Longer service life and reliability are therefore ensured.



Storage box and holder

Chain saws and fuel canisters can be practically and neatly stowed on the forwarding trailer. An additional, lockable storage bin is ideally suited for lashing belts, tools and other small items.



Cranes

Schlang & Reichart forestry cranes are designed for professional service. The crane program includes loading cranes in various lifting classes. All cranes come equipped with significant lifting force, as well as a high swinging moment.

The technical details can be found on page 58.



Too little drive?

Schlang & Reichart forwarding trailers can optionally also be fitted with drive systems.



Forwarding trailer drive systems



Hydraulic wheel hub drive

The wheel hub drive made by Schlang & Reichart is the obvious choice in the forest and on the road, because in addition to the good roadability can be driven in the forest also with chains.

The wheel hub drive is equipped as standard with an electrical control unit. The driver is thus able to comfortably control the drive from the tractor cab. This allows the operator to switch between the simple drive for forward travel and reversing which is automatically switched off during braking and an uphill assist function.



UniDRIVE wheel drive

The new hydraulic wheel drive uniDRIVE sets new standards in price-performance ratio.

- Maximum thrust per wheel up to 2 t
- Maximum speed up to 8 km / h
- Hydraulic supply via oil supply or hydraulic system of the tractor
- Extending the drive prevents wear during road trips
- Mounting of anti-skid chains possible



Forwarding trailers

Technical specs



Type	SR.950	SR.1100	SR.1400	SR.1400X
Construction	Double frame construction clamped with profile pipe (200 x 100 mm)			
Frame extractor (mechanical)	-	900 mm	900 mm	900 mm
Long flat bed	4,000 mm	4,000 mm	4,000 mm	4,000 mm
Front grille area	2.37 m ²	2.37 m ²	2.94 m ²	3.10 m ²
Empty weight (with crane in series edition)	2,800 kg	3,150 kg	3,790 kg	3,890 kg
Permitted total weight on public highways	9,200 kg	13,000 kg	15,000 kg	15,000 kg
Load capacity on non-public roads	10,000 kg	11,000 kg	13,000 kg	13,000 kg
Axle	sliding	sliding	sliding	sliding
Brake system	Hydr.-2-wheel brake	Compressed air brake with spring accumulator	Compressed air brake with spring accumulator	Compressed air brake with spring accumulator
Brake surface	300 x 90 mm 8-hole rim	300 x 90 mm 8-hole rim	406 x 120 mm 10-hole rim	406 x 120 mm 10-hole rim
Tyres	380/55-17" 14 PR Groove tread	480/45-17" 14PR Groove tread	500/45-22.5" 12PR Groove tread	500/45-22.5" 12PR Groove tread
Lighting	LED lighting acc. StVZO (protected in the frame)			
Operating station	Control panel on the draw bar			
Stabilisers	Flap-down support			
Stowage space	Lockable pole, holder for chainsaw and fuel canister			
Crane	4267	4272	5280	5280
Crane length	6,340 mm	7,140 mm	7,800 mm	7,800 mm
Lift moment net	40.5 kNm	40.5 kNm	51.0 kNm	51.0 kNm
Pivoting moment	15.2 kNm	15.2 kNm	22.0 kNm	22.0 kNm
Crane control	8-way mechanical, 2 control toggles with 2 electrical functions for gripper and telescope			
Grippers	Two-row gripper type 230 (opening width 1.250 mm)			
Acceptance certificates	UVV acceptance of the trailer with crane book, 25 km / h operating license			



Optional Forwarding trailer equipment	SR.950	SR.1100	SR.1400	SR.1400X
Tyres				
480/45-17" Vredenstien	○	●	-	-
520/50-17" 14 PR Starco forestry wheel	○	○	-	-
560/45-22.5" 10-hole rim, Trelleborg	-	○	○	○
600/50-22.5" 10-hole rim	-	-	○	○
Brakes				
Hydrl. Overrun brake with Rückmatic	○	-	-	-
Hydraulic brake on 4 wheels	○	○	○	○
Compressed air braking system on 4 wheels	○	●	●	●
Combination brake hydrl. and compressed air braking system on 4 wheels	○	○	○	○
Transport systems				
Cut material pan	○	○	○	○
Floor tubing approx. 4,000 mm	○	○	○	○
Other accessories				
Ball head K80	○	○	○	○
Draw bar, bottom hitch	○	○	○	○
Mudguard incl. TÜV approval 40 km / h	○	○	○	○
Crane accessories				
Loading crane 4272 (Crane length 7.140 mm / lifting torque net 40.5 kNm)	○	●	-	-
Loading crane 4280 (Crane length 7.850 mm / lifting torque net 40.5 kNm)	-	○	-	-
Loading crane 5280 (Crane length 7.800 mm / lifting torque net 50 kNm)	-	○	●	●
Loading crane 5286 - Double telescope (Crane length 8.600 mm / lifting torque net 50 kNm)	-	○	○	○
Loading crane 52100 (Crane length 9.800 mm / lifting torque net 51 kNm)	-	○	○	○
Pendulum with internal concealed hoses	○	○	○	○
Gripper 230, 4-finger	○	○	○	○
Gripper 270 (opening width 1.560 mm)	○	○	○	○
Gripper 270, 4-finger	○	○	○	○
Crane winch 1.5 t pulling force	○	○	○	○
Own oil supply with piston pump	○	○	○	○
Hydraulic oil cooler	○	○	○	○
EHC control with radio or joysticks	○	○	○	○

¹ Serial cable length

● Standard ○ Option - not deliverable

The Schlang & Reichart trailers SR.1100 and SR.1400 can be equipped with additional crane types.

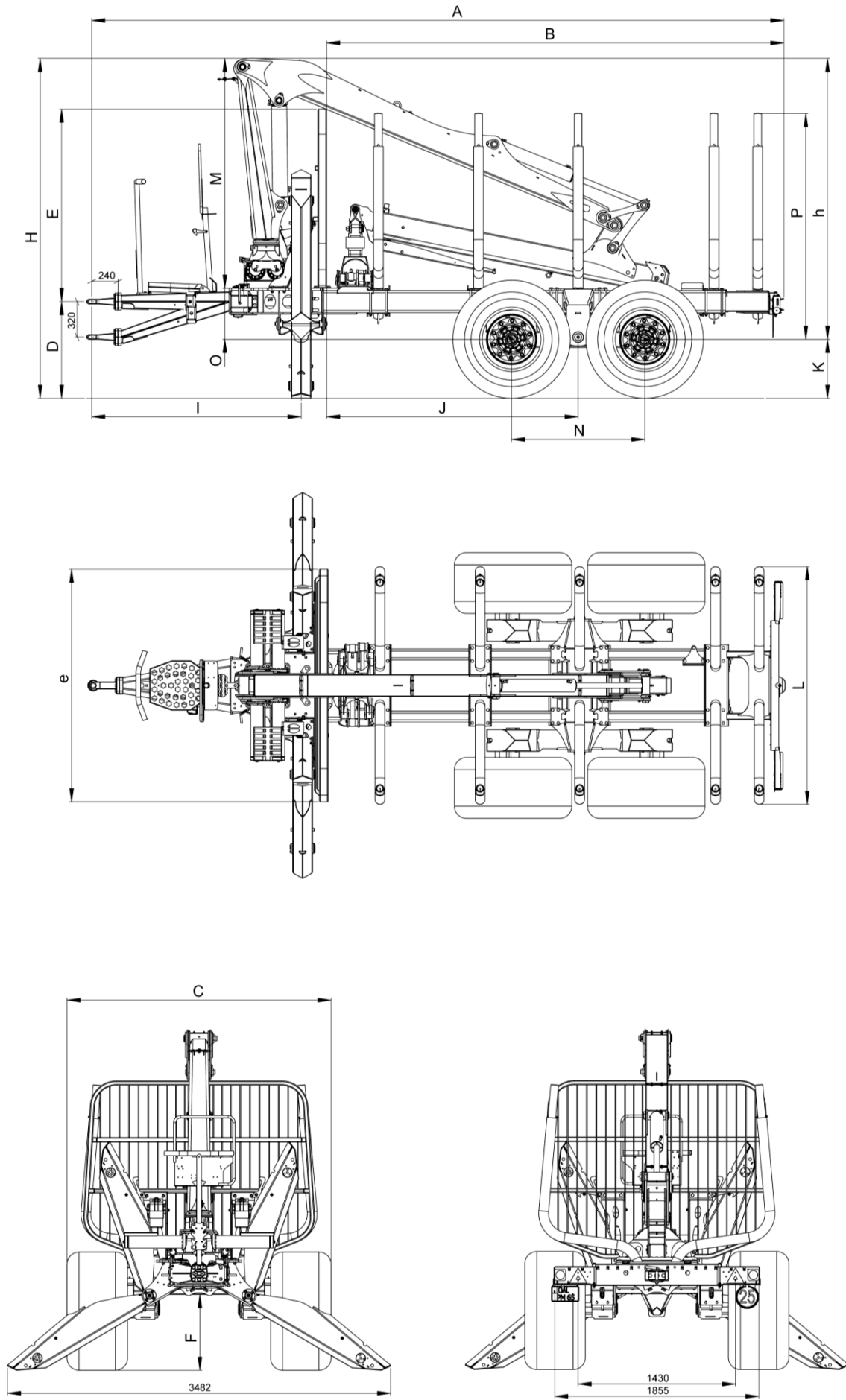
Forwarding trailers

Dimensions

Type		SR.950	SR.1100	SR.1400	SR1400X
A [mm] Total length		5,950	6,290, 6,790 or 7,290	6,290, 6,790 or 7,290	6,290, 6,790 or 7,290
B [mm] Charging length		3,800	4,150, 4,650 or 5,150	4,150, 4,650 or 5,150	4,150, 4,650 or 5,150
C [mm] External width	max. ¹ min. ²				
D [mm] Height of drawing lug Drawbar straight	max. ¹ min. ²	900 825	913 832	936 911	981 911
D [mm] Height of drawing lug Drawbar cranked	max. ¹ min. ²	580 505	593 512	616 591	661 591
E [mm] Grid height above draw- bar eye For cranked drawbar + 320 mm		1,390	1,490	1,490	1,740
E [mm] Width of front grille		1,900	2,100	2,100	2,100
F [mm] Ground clearance	max. ¹ min. ²	605 530	618 537	626 601	671 601
G [m ²] Loading cross section		2.37	2.37	2.94	
H [mm] Height of axle centre		1740	1,730	1,830	2,080
H [mm] Total height	max. ¹ min. ²	2,750 2,675	2,763 2,682	3,016 2,991	3,016 2,991
I [mm] Drawbar eye to support		1,900	1,900	1,900	1,900
J [mm] Centre of the axle to the front grille		2,285	2,285	2,285	2,285
K [mm] Height of tyres Static semi-knife	max. ¹ min. ²	430 355	450 369	475 450	520 450
L [mm] External width of stan- chions		1,950	1,950	2,150	2,150
M [mm] Height of the crane column	67.42/ 72.42/ 80.42 80.52/ 100.52/ 80.62/ 100.62	1,850 -	1,850 -	2,080 (high column) 2,080	2,080 (high column) 2,080
N [mm] Track width axis		1,120	1,120	1,210	1,210
O [mm] Centre of axis to flange surface crane		470	463	461	461
P [mm] Height of the axle to the centre of the axle		1,630	1,623	1,741	2,037

¹ largest tyre variant

² smallest tyre variant



Cranes

For every application

Stroke power.

High pivoting torque and high lifting force - the performance data of Schlang & Reichart cranes.



The modern and high-performance forestry cranes by Schlang & Reichart forestry cranes are designed for professional service. The forest cranes are designed for loading and backing short logs. They can also be built on agricultural tractors. The crane program offers forestry cranes in various performance classes with a capacity of up to 10.0 m and a lifting capacity of 9.0 m / t. In addition to the L-crane for forestry trailers, Schlang & Reichart also offers Z-crane. These are predominantly installed on the Schlang & Reichart unimog trailer.



Cranes

Technical details



On-board hydraulics

The equipment of the trailer with its own oil circuit offers many advantages and is possible for all Schlang & Reichart forestry cranes. This variant of the hydraulic supply is ideal for vehicles with low hydraulic power and for common use with different tractors. The hydraulic oil tank is protected between the support and the hydraulic pump integrated into the drawbar.

Crane construction & testing

Schlang & Reichart forestry cranes are made of especially tough special steel. The crane is rated according to crane loading class B4 for permanent dynamic loading.

Safety at handling forestry machines is a top priority at Schlang & Reichart. All cranes come with a crane test log and initial acceptance by an independent crane expert in accordance with the regulations of the BG.

Crane geometry

Schlang & Reichart forestry cranes achieve a perfect crop geometry through the so-called power link system, the knee lever system between main boom and articulated boom. Since the articulated arm can be angled up to the main arm, loading is possible directly on the front grille. As a result, the working speed is significantly increased and the range of the crane is also increased.





Slewing gear

The four-cylinder swivel of Schlang & Reichart forestry cranes is particularly sturdy and strong. This guarantees a high pivoting moment, which also allows a comfortable and powerful loading against the slope. The large distance between the bearings and the oil immersion bath ensure reliable operation. Shear forces that are generated when working with heavy trunks are safely absorbed.



Hose routing

Low downtimes and maximum safety are the goals for crane work. The protected hose routing from the control block to the crane tip secures these objectives. Schlang & Reichart therefore attaches the highest priority to ensuring that the hydraulic hoses are protected over the entire crane by being concealed (internal routing). At points of high physical loading, the hoses are laid in a hose shaft. Additional rotary cutouts increase the service life of the hydraulic hoses.





Rapid traverse valve

Schlang & Reichart forestry cranes are fitted as standard with a rapid flow valve. This enables the rapid telescopic extension even in the case of telescopic booms with only one extension. The electrically control rapid traverse valve directs the hydraulic oil, which flows from the cylinder straight back into the latter and thus achieves an approx. 1.5 fold extension speed.

Crane control

The highest performance is achieved when the controls are perfectly ergonomic. This is determined by the operating position and the crane controller. Schlang & Reichart forestry cranes are equipped as standard with a mechanical control block, which has two cross levers each with an electrical switch. This means that the individual boom movements can be easily and rapidly coordinated, without having to reach for different control levers or turning. In addition to a mechanical crane control, the crane can also be operated via an EHC controller with a cord or wireless control panel. The crane can also be controlled via two toggle switches that are installed on a rotary seat in the tractor.



Operating station

The serially installed Schlang & Reichart operator station on the trailer body provides a clear working position outside the hazardous area with the best view of the loading crane and the safety-relevant environment. The back rest of the platform and the hand guard over the control toggles optimize the operator's safety and ensure that he adopts an ergonomic working stance.



Stabilisers

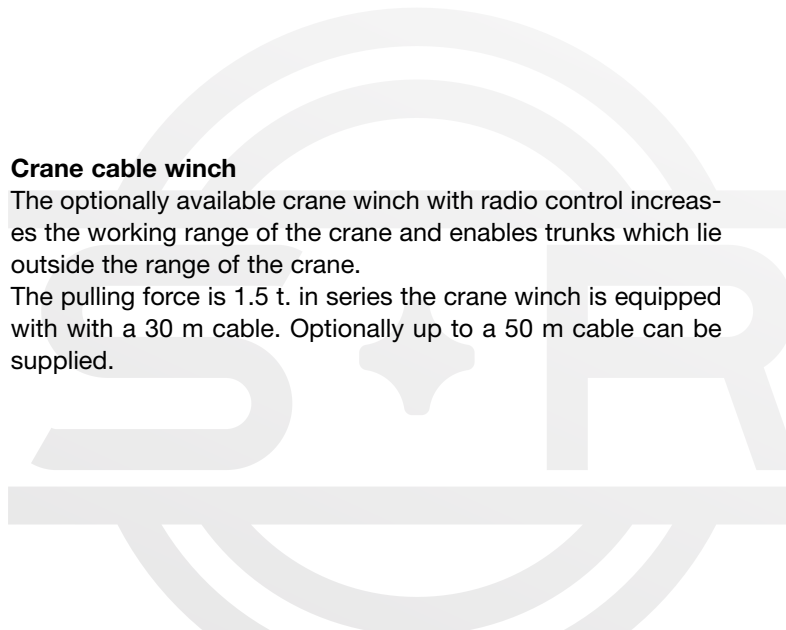
All cranes are equipped with a flap-down support at Schlang & Reichart. Thanks to a wide supporting position, this provides optimum stability when working with the loading crane. In contrast to other support systems, this form of support also allows a safe working position when standing on a slope. Thanks to a special protection system, the powerful cylinders are not damaged even in the case of falling trunks.



Crane cable winch

The optionally available crane winch with radio control increases the working range of the crane and enables trunks which lie outside the range of the crane.

The pulling force is 1.5 t. in series the crane winch is equipped with with a 30 m cable. Optionally up to a 50 m cable can be supplied.





Implements

Schlang & Reichart cranes can be equipped with various working tools for ergonomic and safe loading work. A 4-finger gripper can also be mounted next to the two-blade gripper. With this, the loading of branch and cutting material is made much easier. Clam shell grippers can be mounted on the regular grippers for loading dry bulk.



Operating hours counter

The operating hours counter records the hours in which the loading crane is service. This is especially useful if the forwarding trailer is shared by several users or is hired out.



Trunk scraper

A trunk scraper facilitates loading work with the forestry crane, especially with long sections or very long treetop material. The scraper is mounted on the main boom of the crane.

Loading crane with top-mounted cylinder

Technical specs



Loading crane	4167	4177	5169	5180	5186
Crane length	6,620 mm	7,550 mm	6,710 mm	8,000 mm	8,600 mm
Lift moment net	52 kNm	52 kNm	69 kNm	69 kNm	51 kNm
Lift moment net	41 kNm	41 kNm	51 kNm	51 kNm	51 kNm
Telescope	single	single	single	single	double
Pivoting moment	15.2 kNm	15.2 kNm	21.5 kNm	21.5 kNm	21.5 kNm
Slewing range	370°	370°	370°	370°	370°
Rotator, infinite	4.5 t	4.5 t	4.5 t	4.5 t	4.5 t
Grippers	Two-row gripper type 230 (opening width 1.250 mm)				
Crane control	2 control toggles with 2 electrical functions				
Operating pressure	190 bar	190 bar	190 bar	190 bar	190 bar
Pump flow rate recommended	35 - 90 l/min	35 - 90 l/min	50 - 100 l/min	50 - 100 l/min	50 - 100 l/min
Weight (approx.)	825 kg	905 kg	935 kg	1,035 kg	-



Loading crane	51100	6169	6180	6186	61100
Crane length	10,000 mm	6,710 mm	7,980 mm	8,600 mm	9,950 mm
Lift moment net	69 kNm	86 kNm	86 kNm	86 kNm	86 kNm
Lift moment net	51 kNm	61 kNm	61 kNm	61 kNm	61 kNm
Telescope	double	single	single	double	double
Pivoting moment	21.5 kNm	25 kNm	25 kNm	25 kNm	25 kNm
Slewing range	370°	370°	370°	370°	370°
Rotator, infinite	4.5 t	6.0 t	6.0 t	6.0 t	6.0 t
Grippers	Two-row gripper type 230 (opening width 1.250 mm)				
Crane control	2 control toggles with 2 electrical functions				
Operating pressure	190 bar	215 bar	215 bar	215 bar	215 bar
Pump flow rate recommended	50 - 10 l/min	50 - 10 l/min	50 - 10 l/min	50 - 10 l/min	50 - 10 l/min
Weight (approx.)	1,125 kg	935 kg	1,035 kg	-	1,125 kg

Loading cranes with standing cylinder (bottom)

Technical specs



Loading crane	4267	4272	4280
Crane length	6,370 mm	7,140 mm	7,850 mm
Lift moment net	56 kNm	56 kNm	56 kNm
Lift moment net	40.5 kNm	40.5 kNm	41 kNm
Telescope	single	single	single
Pivoting moment	15.2 kNm	15.2 kNm	15.2 kNm
Slewing range	370°	370°	370°
Rotator, infinite	4.5 t	4.5 t	4.5 t
Grippers	Two-row gripper type 230 (opening width 1.250 mm)		
Crane control	2 control toggles with 2 electrical functions		
Operating pressure	190 bar	190 bar	190 bar
Pump flow rate recommended	35 - 90 l/min	35 - 90 l/min	35 - 90 l/min
Weight (approx.)	910 kg	990 kg	1,070 kg



Loading crane	5280	5285	5286	52100
Crane length	7,800 mm	8,500 mm	8,600 mm	9,800 mm
Lift moment net	70 kNm	70 kNm	70 kNm	70 kNm
Lift moment net	50 kNm	50 kNm	50 kNm	51 kNm
Telescope	single	single	double	double
Pivoting moment	21.5 kNm	21.5 kNm	21.5 kNm	21.5 kNm
Slewing range	370°	370°	370°	370°
Rotator, infinite	4.5 t	4.5 t	4.5 t	4.5 t
Grippers	Two-row gripper type 230 (opening width 1.250 mm)			
Crane control	2 control toggles with 2 electrical functions			
Operating pressure	205 bar	205 bar	205 bar	210 bar
Pump flow rate recommended	50 - 100 l/min	50 - 100 l/min	50 - 120 l/min	50 - 120 l/min
Weight (approx.)	1,150 kg	-	1,240 kg	1,290 kg



Loading crane	6280	6286	62100
Crane length	7,750 mm	8,600 mm	9,590 mm
Lift moment net	79 kNm	79 kNm	79 kNm
Lift moment net	61 kNm	62 kNm	62 kNm
Telescope	single	double	double
Pivoting moment	25 kNm	25 kNm	25 kNm
Slewing range	370°	370°	370°
Rotator, infinite	4.5 t	4.5 t	6.0 t
Grippers	Two-row gripper type 230 (opening width 1.250 mm)		
Crane control	2 control toggles with 2 electrical functions		
Operating pressure	220 bar	220 bar	220 bar
Pump flow rate recommended	50 - 120 l/min	50 - 120 l/min	50 - 120 l/min
Weight (approx.)	1,180 kg	1,270 kg	1,310 kg



Construction cranes

Technical specs



Loading crane	5153	5167	7169
Crane length	5,090 mm	6,830 mm	6,930 mm
Lift moment net	69 kNm	69 kNm	106 kNm
Lift moment net	51 kNm	51 kNm	7 kNm
Telescope	single	double	double
Pivoting moment	21.5 kNm	21.5 kNm	27 kNm
Slewing range	160°	160°	160°
Rotator, infinite	6.0 t	6.0 t	10.0 t
Grippers	Two-row gripper type 270 (opening width 1.560 mm)		
Crane control	6-way EHC control with 2 joysticks		
Operating pressure	190 bar	190 bar	210 bar
Pump flow rate recommended	35 - 90 l/min	35 - 90 l/min	50 - 100 l/min
Weight (approx.)	820 kg	850 kg	1,220 kg



Loading crane	7182	7185	71100
Crane length	8,190 mm	8,300 mm	10,000 mm
Lift moment net	106 kNm	106 kNm	112 kNm
Lift moment net	70 kNm	70 kNm	70 kNm
Telescope	double	double	double
Pivoting moment	32 kNm	27 kNm	27 kNm
Slewing range	160°	360°	360°
Rotator, infinite	10.0 t	10.0 t	10.0 t
Grippers	Two-row gripper type 360 (opening width 1.840 mm)		
Crane control	6-way EHC control with 2 joysticks		
Operating pressure	210 bar	210 bar	210 bar
Pump flow rate recommended	50 - 100 l/min	50 - 100 l/min	50 - 100 l/min
Weight (approx.)	1,360 kg	1,320 kg	1,420 kg

Z-cranes

Technical specs



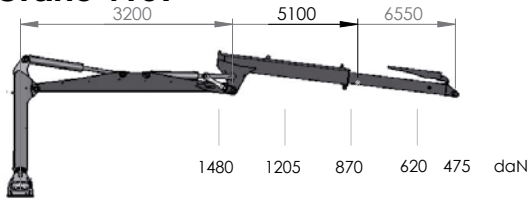
Loading crane	Z4359	Z5376	Z5388
Crane length	5,700 mm	7,600 mm	8,800 mm
Lift moment net	40.5 kNm	51 kNm	51 kNm
Telescope	single	single	double
Pivoting moment	15.2 kNm	21.5 kNm	21.5 kNm
Slewing range	370°	370°	370°
Grippers	Two-row gripper type 230 (opening width 1.250 mm)		
Crane control	2 control toggles with 2 electrical functions		
Operating pressure	190 bar	190 bar	200 bar
Pump flow rate recommended	35 - 90 l/min		
Weight (approx.)	945 kg	1,125 kg	1,180 kg

The stated lift moments are maximum values and do not indicate the continuous lifting force. All figures are understood to exclude gripper and rotator. The maximum lifting force can only be achieved when sufficient hydraulic pressure is provided by the tractor unit or on the on-board hydraulics. The maximum system pressure must be adjusted so that the stability of the vehicle is assured.

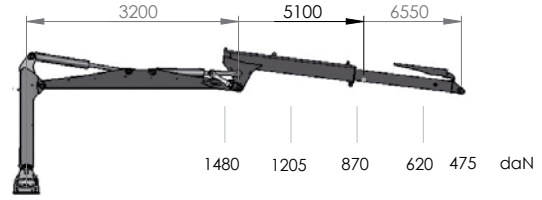
Cranes

Stroke diagrams and dimensions

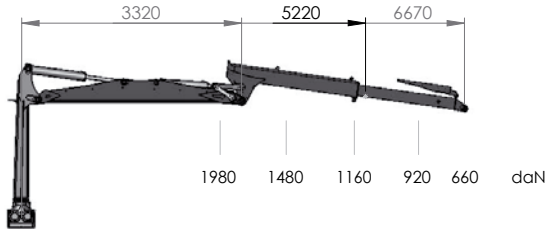
Crane 4167



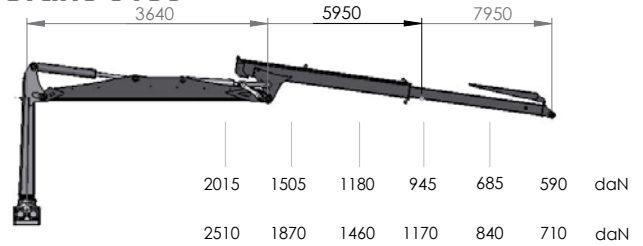
Crane 4177



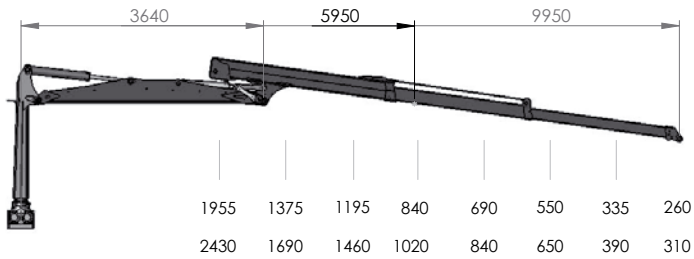
Crane 5169



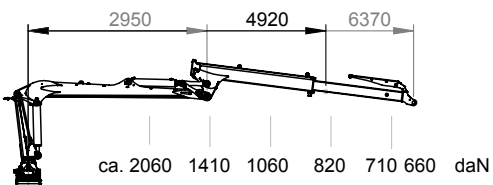
Crane 5180 Crane 6180



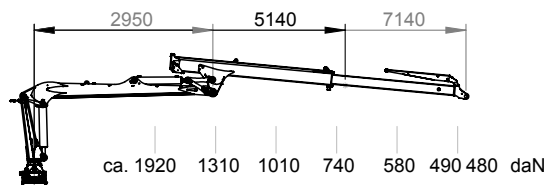
Crane 51100 Crane 61100



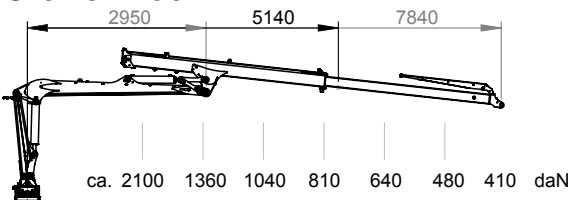
Crane 4267



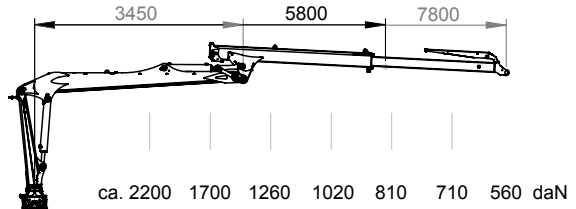
Crane 4272



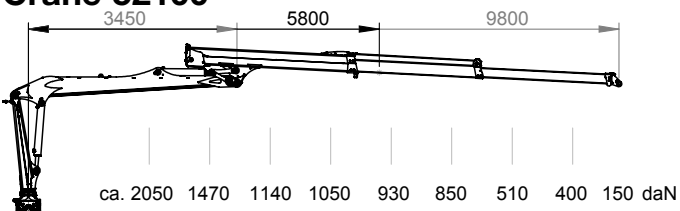
Crane 4280



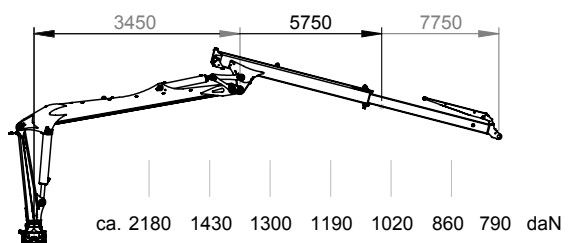
Crane 5280



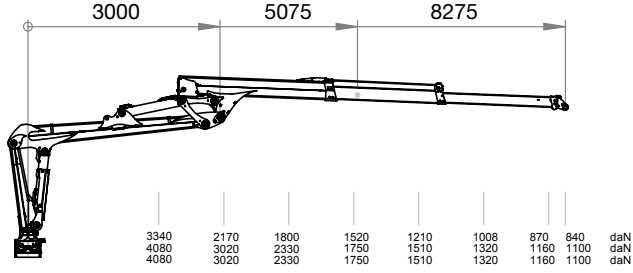
Crane 52100



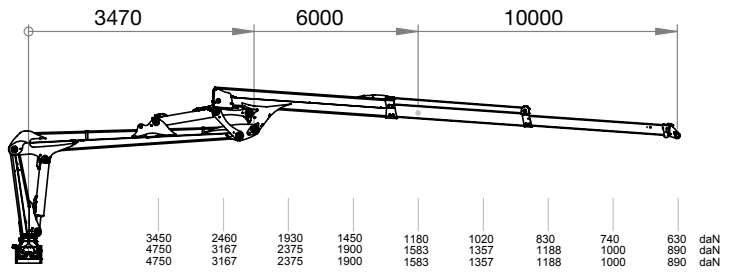
Crane 6280



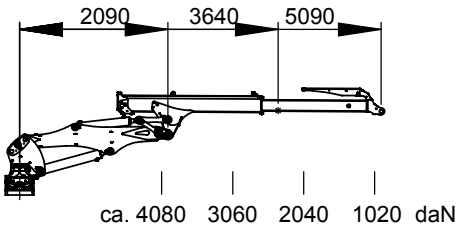
**Crane 7185
Crane 9185
Crane 9385**



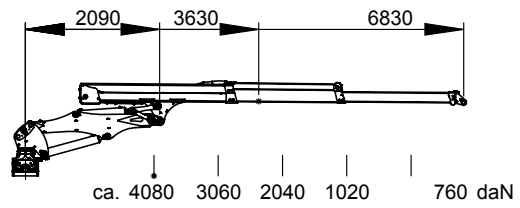
**Crane 71100
Crane 91100
Crane 93100**



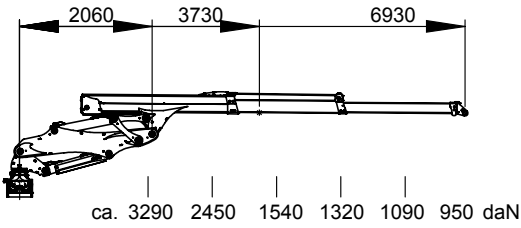
Crane 5153



Crane 5167



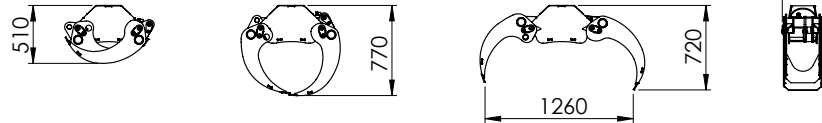
Crane 7169



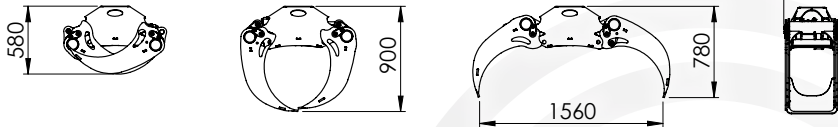
Grippers

Gripper type 230

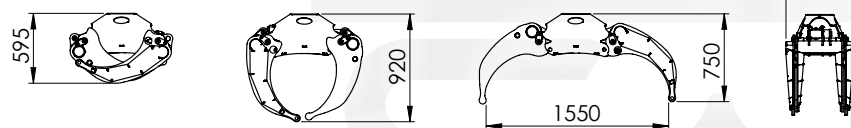
Gripper type 230, 4-finger



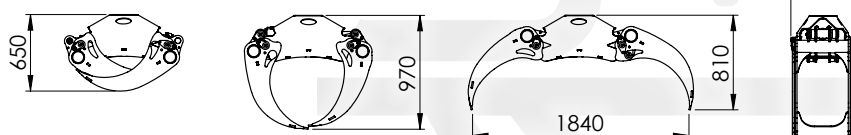
Type 270



Type 270, 4-finger



Gripper type 360



Forestry protection devices



Perfectly protected.

Schlang & Reichart forest protection equipment allows the use of agricultural tractors in forestry.



The Schlang & Reichart Research Program provides forestry protection equipment for almost all tractor models from the various manufacturers.

The range includes underrun protection, gearbox, engine, axle and tank cladding and branch protection for the cab. Quick-fit mudguards, lighting and mirrors are also available.



Forestry protection devices

1. Lighting protection
2. Service friendly
3. Engine hood protection
4. Cab protection
5. Tank protection
6. Front axle protection
7. Front stacking shield unit
8. Floor pan





Schlang & Reichart unimog programme



The Schlang & Reichart cultivation program is as varied as the Unimog itself. Today, from the standardised front-end caps to the customer-specific system solution, we offer you comprehensive solutions for nearly all applications of the Unimog. In order to ensure that you do not lose the flexibility of the Unimog, Schlang & Reichart Unimog products are always easy and quick to install and the vehicle can also be used for other attachments.

Information about the Schlang & Reichart Unimog products can be found in the Unimog program *brochure*.

Unimog partner.

Schlang & Reichart has been a Unimog device system partner since February 2017. This guarantees perfectly matched devices in the highest quality.





**Schlang
& Reichart**

Stark im Forst!

Presented by:

